

A1

更換濾芯

所需時間約3分鐘

所需用品：
JURA 濾芯系統 (藍)

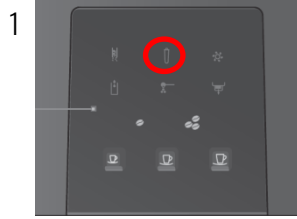


此快速參考指南並不代替《A1使用說明書》。請確保閣下首先讀畢與留意有關的安全資訊及提示，以免發生意外。




»屏幕顯示«



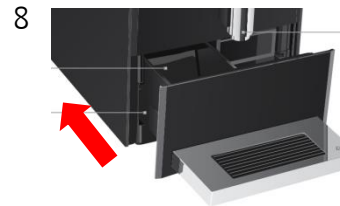

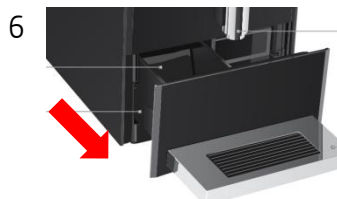
預備更換濾芯：
»濾芯« 圖示亮起
按»除垢«圖示約2秒



»水箱« 圖示亮起



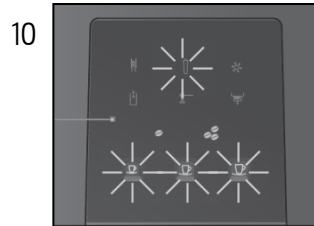
清空廢水盤



按»濾芯«圖示進行清洗



»咖啡杯及濾芯«
圖示閃動



清空廢水盤
重覆步驟6-8

