

## 水箱除垢

所需時間約40分鐘

所需清潔用品：  
JURA雙效除垢藥片



此快速參考指南並不代替《A1使用說明書》。請確保閣下首先讀畢與留意有關的安全資訊及提示，以免發生意外。

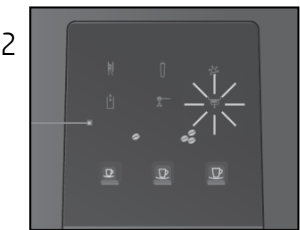
»屏幕顯示«

預備為水箱除垢：



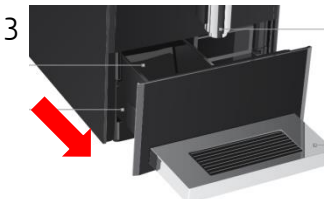
» 除垢« 圖示亮起  
按除垢圖示約2秒



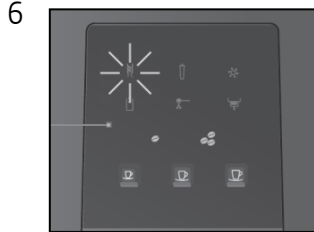
» 粉渣盒« 圖示亮起



清空廢水盤



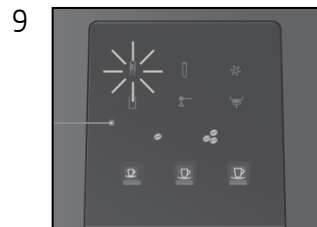
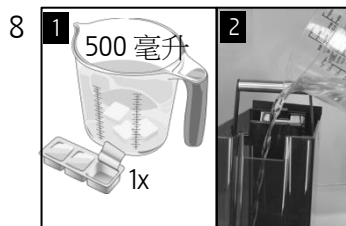
清空廢水盤



清空水箱

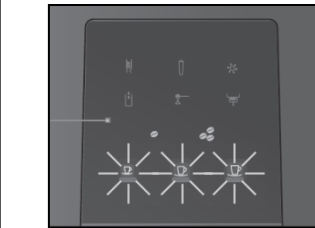


將已溶解的除垢藥片溶液\*  
放進水箱


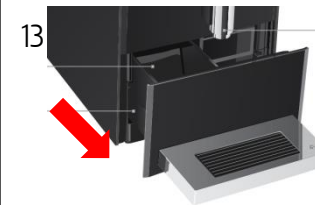
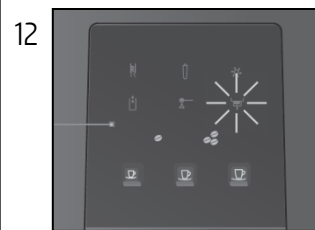


按»除垢«圖示

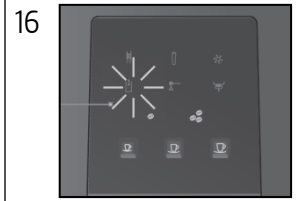
»咖啡杯圖示及除垢«  
圖示閃動




清空廢水盤



»水箱« 圖示亮起



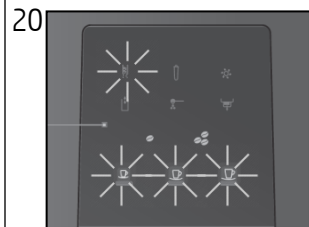
徹底清洗水箱



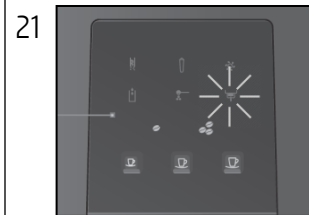
在水箱中注入清水



按»除垢«圖示



清空廢水盤  
重覆步驟3-5



\*將於數分鐘內完全溶解